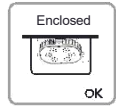




LED Retrofit Kits

WHD Energy INC.

Tel:562.944.9700 Fax:562.944.9770 Email: antonio@whdenergy.com



Usable in Enclosed Fixture



120 degree Angle




6 Years Warranty



75W



Product	35W	45W	65W	75W	105W	120W	150W	200W	400W
Watts	35W	45W	65W	75W	105W	120W	150W	200W	400W
Base	E26/39	E26/39	E26/39	E26/39	E26/39	E26/39	E26/39	E26/39	E26/39
Beam Angle	120°	120°	120°	120°	120°	120°	120°	120°	120°
Lumens	>3500	>4500	>6500	>7500	>9500	>10000	>13000	>18000	>35000
Replacing(HPS/MHL/HID)	100W	130W	180W	200W	300W	400W	500W	600W	1000W
Colour Temperature (K)	2,700-7,000								
Driver	MeanWell 								
Rated Life	50,000 hours								


High Bay



Shoobox light




Wall pack



Parking lot light



Street Light



LED

